

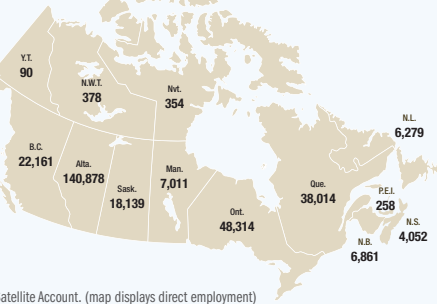


10 KEY FACTS on Canada's Energy Sector

1 EMPLOYMENT 845,500 jobs

In 2020, Canada's energy sector directly and indirectly accounted for 845,500 jobs.

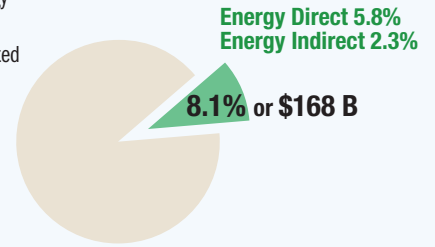
Direct: 293,000 jobs
Indirect: 552,500 jobs



Source: Statistics Canada, Natural Resources Satellite Account. (map displays direct employment)

2 GROSS DOMESTIC PRODUCT

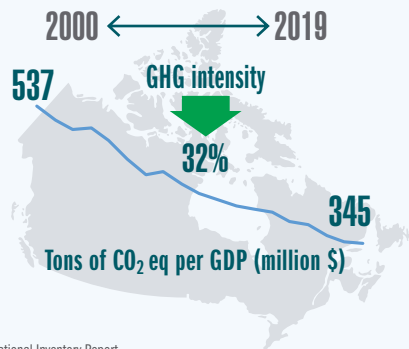
In 2020, the energy sector directly and indirectly contributed 8.1% to Canada's nominal GDP.



Source: Statistics Canada, Natural Resources Satellite Account.

3 GHG INTENSITY

Between 2000 and 2019, Canada's GHG emissions decreased 0.2% while real GDP grew by 47%, resulting in a 32% decline in GHG intensity.



Sources: Environment and Climate Change Canada, National Inventory Report.

4 ENERGY EFFICIENCY \$26 B of savings

Between 2000 and 2018, energy efficiency improved in Canada by 12%.

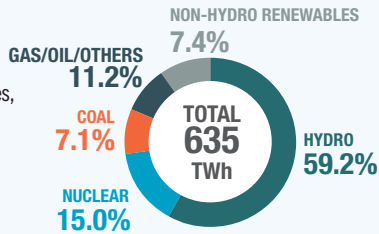


In 2018, these improvements saved Canadians \$26 billion.

Source: Natural Resources Canada National Energy Use Database.

5 ELECTRICITY GENERATION 82% OF CANADA'S ELECTRICITY SUPPLY generated from non-GHG emitting sources in 2019

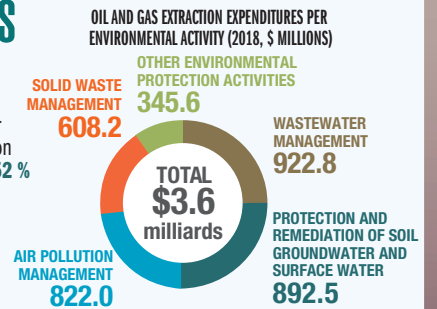
and about 2/3 of electricity generation from renewable sources, the most in the G7.



Sources: Statistics Canada and Natural Resources Canada data.

6 ENVIRONMENTAL PROTECTION EXPENDITURES \$5 B spent by the energy sector in environmental protection in 2018. This represents 52% of expenditures made by all industries.

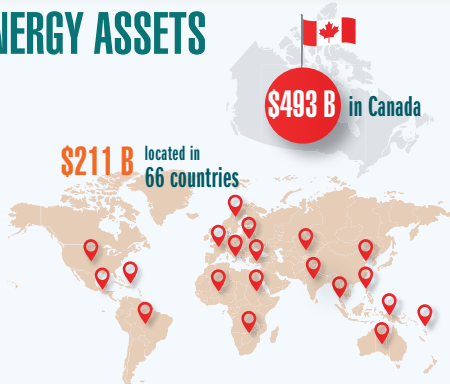
The oil and gas sector accounts for more than one third of total expenditures.



Sources: Statistics Canada and Natural Resources Canada data.

7 CANADIAN ENERGY ASSETS \$705 B

In 2019, there were 304 publicly traded Canadian-based energy companies with energy assets totalling \$705 billion.



Source: Natural Resources Canada estimates based on company filings.

8 CANADA-U.S. TRADE \$110 B of total bilateral energy trade in 2020.


U.S. is top destination for Canadian exports:



Source: Statistics Canada International Merchandise Trade Database.


9 REVENUES TO GOVERNMENT \$14.9 B

Governments received \$14.9 billion annually from the energy sector (2015-2020)



Sources: Natural Resources Canada estimates based on Statistics Canada and Canadian Association of Petroleum Producers data.

10 CANADA'S POSITION IN THE WORLD



Sources: International Energy Agency and Oil and Gas Journal.