

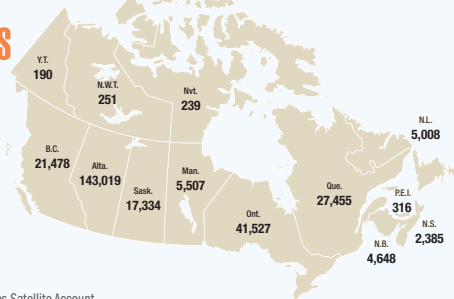


10 KEY FACTS on Canada's Energy Sector

1 EMPLOYMENT 819,500 jobs

In 2018, Canada's energy sector directly and indirectly accounted for 819,500 jobs.

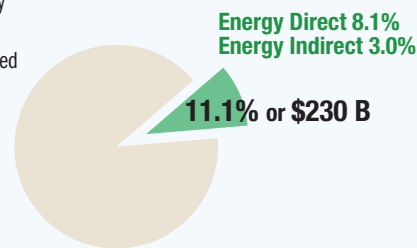
Direct: 269,000 jobs
Indirect: 550,500 jobs



Source: Statistics Canada, Natural Resources Satellite Account.

2 GROSS DOMESTIC PRODUCT 11.1% or \$230 B

In 2018, the energy sector directly and indirectly contributed 11.1% to Canada's nominal GDP.




Source: Statistics Canada, Natural Resources Satellite Account.

3 GHG EMISSIONS 2% decrease

Between 2005 and 2017, Canada's GHG emissions from production and use of energy decreased 2% while real GDP grew by 23.6%.

In 2017, the production and use of energy in Canada accounted for 81.4% of Canada's greenhouse gas emissions.




Sources: Environment and Climate Change Canada, National Inventory Report.

4 ENERGY EFFICIENCY \$45 B of savings

Between 1990 and 2016, energy efficiency improved in Canada by 31.4%.

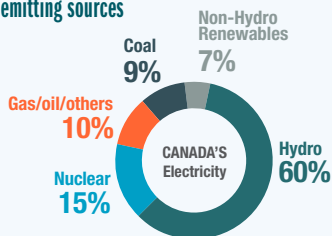
In 2016, these improvements saved Canadians \$45 billion.



Source: Natural Resources Canada National Energy Use Database.

5 ELECTRICITY GENERATION 82% OF CANADA'S ELECTRICITY SUPPLY generated from non-GHG emitting sources in 2017


and about 2/3 of electricity generation from renewable sources, the most in the G7.



Sources: Statistics Canada and Natural Resources Canada data.

6 RENEWABLE ENERGY Investment in renewable energy in Canada

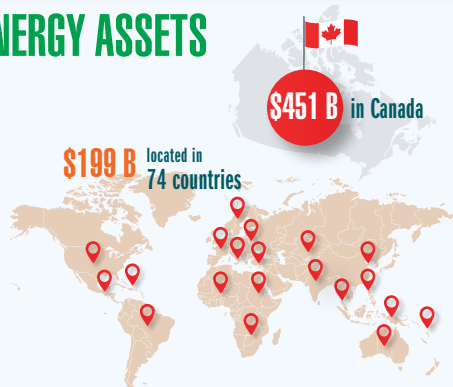
Between 2013 and 2017, a total of \$ 22.2 B was invested.



Sources: Bloomberg New Energy Finance (large hydro data unavailable).

7 CANADIAN ENERGY ASSETS \$650 B

In 2017, there were 278 publicly traded Canadian-based energy companies with energy assets totalling \$650 billion.



Source: Natural Resources Canada estimates based on company filings.

8 CANADA-U.S. TRADE \$183 B of total bilateral energy trade in 2018.

U.S. is top destination for Canadian exports:



Source: Statistics Canada International Merchandise Trade Database.


9 REVENUES TO GOVERNMENT \$16.8 B

Governments received \$16.8 billion annually from the energy sector (2013-2017).



Sources: Natural Resources Canada estimates based on Statistics Canada and Canadian Association of Petroleum Producers data.

10 CANADA'S POSITION IN THE WORLD



Sources: International Energy Agency and Oil and Gas Journal.